

Environmental Product Declaration



In accordance with ISO 14025:2006 and EN 15804:2012+A2:2019/AC:2021 for:

GPLINK

from

Gunnar Prefab AB




Programme:	The International EPD® System, www.environdec.com
Programme operator:	EPD International AB
EPD registration number:	S-P-08658
Publication date:	2023-05-09
Valid until:	2028-05-08



General information

Programme information

Programme:	The International EPD® System
Address:	EPD International AB Box 210 60 SE-100 31 Stockholm Sweden
Website:	www.environdec.com
E-mail:	info@environdec.com

Accountabilities for PCR, LCA and independent, third-party verification
Product Category Rules (PCR)
CEN standard EN 15804 serves as the Core Product Category Rules (PCR)
Product Category Rules (PCR): <i>PCR 2019:14 VERSION 1.2.4 (2022-09-07), C-PCR-010 VERSION (2021-04-23), UN CPC code 532</i>
PCR review was conducted by: <i>The Technical Committee of the International EPD® System. See www.environdec.com/TC for a list of members. Review chair: Claudia A. Peña, University of Concepción, Chile. The review panel may be contacted via the Secretariat www.environdec.com/contact.</i>
Life Cycle Assessment (LCA)
LCA accountability: Malin Dalborg, IVL Swedish Environmental Research Institute
Third-party verification
Independent third-party verification of the declaration and data, according to ISO 14025:2006, via: <input checked="" type="checkbox"/> EPD verification by individual verifier
Third-party verifier: Vito D'Incognito, Take Care International, 
Approved by: The International EPD® System
Procedure for follow-up of data during EPD validity involves third party verifier: <input type="checkbox"/> Yes <input checked="" type="checkbox"/> No

The EPD owner has the sole ownership, liability, and responsibility for the EPD.

EPDs within the same product category but registered in different EPD programmes, or not compliant with EN 15804, may not be comparable. For two EPDs to be comparable, they must be based on the same PCR (including the same version number) or be based on fully-aligned PCRs or versions of PCRs; cover products with identical functions, technical performances and use (e.g. identical declared/functional units); have equivalent system boundaries and descriptions of data; apply equivalent data quality requirements, methods of data collection, and allocation methods; apply identical cut-off rules and impact assessment methods (including the same version of characterisation factors); have

equivalent content declarations; and be valid at the time of comparison. For further information about comparability, see EN 15804 and ISO 14025.

Company information

Owner of the EPD:

Gunnar Prefab AB

Contact:

Daniel Kivistö

Description of the organisation:

Gunnar Prefab AB is a family business founded in 1995, by Gunnar Englund, as a subsidiary of Gunnar Englund Byggare AB, which then owned the concrete station in Rättvik.

Gunnar Prefab develop, manufacture, and deliver prefabricated concrete products throughout Sweden. The company started in 1995 by manufacturing the concrete horse and concrete piles.

In 1999, Gunnar prefab started manufacturing and supplying their own product GPLINK a, a concrete barrier so-called tongue closure that can be used as both temporary and permanent protection after roads and at workplaces. They work with continuous development of their products and can manufacture most of what is requested.

Product-related or management system-related certifications:

Certified by Nordcert

Name and location of production site(s):

Rättvik, Sweden

Product information

Product name:

GPLINK

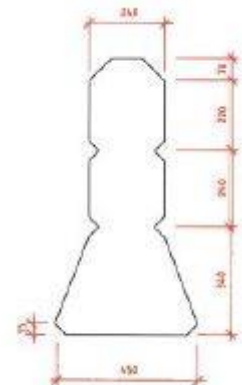
Product identification:

EN206, SS-EN 13369, EN 1317-5

Product description:

GPLINK is an energy-absorbing longitudinal protection. Interlocking elements protect people, vehicles and property on both sides of the barrier. The barrier can be used as protection around road and construction sites, but also as protection for sensitive objects. With its own weight and height, GPLINK minimizes objects being thrown into the work area in the event of a collision.

The concrete is bought from a ready-mix factory and cast in forms at Gunnar Prefabs factory.



Technical information:

Specification	GPLINK
Strength class for concrete	C35/45
Exposure class	XD3/XF4
w/c-ratio	0.40
Technical standard followed	EN206, SS-EN 13369, EN 1317-5
Element thickness	240 – 450 mm
Weight	2.7 tonne/element
Weight	450 kg/m
Length	6 000 mm

UN CPC code:

532 – Civil engineering works

Geographical scope:

Sweden (All declared modules)

LCA information

Functional unit / declared unit:

1 length meter of GPLINK

Reference service life:

The product is designed for a service life of 20 years and has exposure class XD3, XF4 and is adapted for outdoor environments. The required service life is met by applying the design criteria in Eurocode.

Time representativeness:

2021

Database(s) and LCA software used:

Sphera database from 2021. IVL's EPD Generator for Gunnar prefab.

Description of system boundaries:

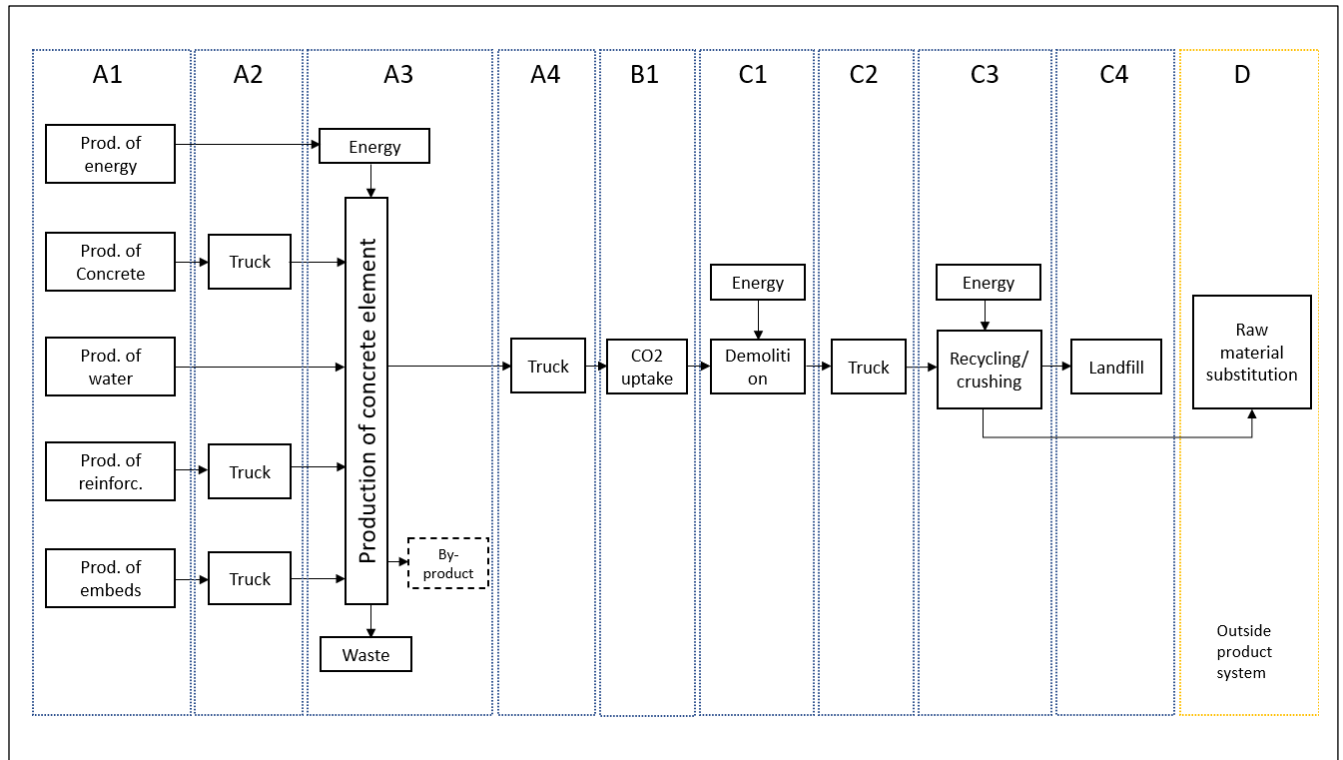
The EPD is a so-called Cradle to gate with options, modules C1–C4, module D and with optional modules (A1–A3 + C + D and additional modules). The additional modules are A4 and B1.

Excluded life-cycle stages are A5, B2-B7.

The polluter pays principle is applied according to PCR. For waste management, this means that emissions that occur at material recycling facilities must be allocated to the next life cycle, if the next life cycle pays for the residual material. However, transport to the recycling facility is included. The life cycle begins with the extraction of raw materials used for the products, which defines the boundary with nature.

Carbon dioxide uptake through carbonation in the use stage is taken into account in the calculations. Carbonation is a natural chemical process where part of the carbon dioxide released during the calcination process during cement production is reabsorbed to the concrete when exposed to air. This usually occurs during the concrete product's use and final stage.

System diagram:



- Module A1: Production of raw materials.
- Module A2: Transportation of raw materials to Gunnar Prefab's factory.
- Module A3: Manufacturing.
- Module A4: Transport of element to construction site.
- Module B1: Carbonation of the precast concrete element during its use
- Module C1: Demolition.
- Module C2: Transport to waste processing.
- Module C3: Waste processing
- Module C4: Disposal
- Module D: Benefits and loads beyond the system boundary

Allocation:

Incoming energy, water and waste production in-house is allocated equally among all joint co-products through mass allocation.

By-products in this study generate a very low contribution to the overall revenue are therefore neglected.

Transportation:

The transport included in this study is the transport of raw materials, products to customers and waste from the production site. The transport is mostly carried out through heavy trucks and concrete truck.

Energy utilities:

Both electricity and heat are used at the factory.

Electricity is based on hydro power and wind power. The heat applied is average Swedish district heating.

Secondary energy:

No other secondary energy has been used apart from what is included in district heating

Direct emissions from production:

Direct emissions occur from the burning of fuels in the factory.

Waste:

Waste is generated from wastage in production as well as packaging from various products. Steel products go to recycling, wood products such as EU pallets and other wooden materials go to energy recovery and the concrete is cast into low-revenue by-products.

Scenario for module A4:

The concrete elements are in average transported 200 km to customer by a 35 tonne Euro VI truck.

Scenario for module B1:

Outdoor partly exposed to rain for 20 years

Scenario for module C1:

Demolition of a concrete frame is based on Erlandsson and Pettersson (2015). Energy consumption is 36 MJ/ton, diesel.

Scenario for module C2:

The assumed scenario based on industry consensus. Transport to waste management or landfill is carried out through a 40-ton Euro V truck for 35 km. It is applied to all materials.

Scenario for module C3:

It is assumed that 100% of the concrete and steel is recycled.

Scenario for module C4:

Its assumed that 100 % of the plastic material goes to landfill

Scenario for module D:

Concrete: As applied in C3. All concrete replaces the production of crushed aggregate.

Steel: As applied in C3. The steel in the product replaces the production of new steel. However, only the primary share of the steel can be credited.

Modules declared, geographical scope, share of specific data (in GWP-GHG results) and data variation (in GWP-GHG results):

	Product stage			Construction process stage		Use stage							End of life stage				Resource recovery stage
	Raw material supply	Transport	Manufacturing	Transport	Construction installation	Use	Maintenance	Repair	Replacement	Refurbishment	Operational energy use	Operational water use	De-construction demolition	Transport	Waste processing	Disposal	Reuse-Recovery-Recycling-potential
Module	A1	A2	A3	A4	A5	B1	B2	B3	B4	B5	B6	B7	C1	C2	C3	C4	D
Modules declared	X	X	X	X	-	X	-	-	-	-	-	-	X	X	X	X	X
Geography	SE	SE	SE	SE	-	SE	-	-	-	-	-	-	SE	SE	SE	SE	SE
Specific data used	>90%					-	-	-	-	-	-	-	-	-	-	-	-
Variation – products	-					-	-	-	-	-	-	-	-	-	-	-	-
Variation – sites	-					-	-	-	-	-	-	-	-	-	-	-	-

Content information

Product components	Amount weight-%	Post-consumer material, weight-%	Biogenic material, weight-% and kg C/kg
Concrete C35/45	97.2	0	0
Reinforcement, Celsa	2.5	73	0
Embeds, steel	0.30	0	0
Embeds, HDPE plastic	0.04	0	0
TOTAL	100	73	0
Packaging materials	Weight, kg	Weight-% (versus the product)	Weight biogenic carbon, kg C/kg
No packaging materials are used	-		
TOTAL	-		

Dangerous substances from the candidate list of SVHC for Authorisation	EC No.	CAS No.	Weight-% per functional or declared unit
None			

Environmental Information

Results of the LCA – Potential environmental impact for 1 length meter GPLINK before hardening

Potential environmental impact – mandatory indicators according to EN 15804

Results per functional or declared unit									
Indicator	Unit	A1-A3*	A4	B1	C1	C2	C3	C4	D
GWP-total	kg CO ₂ eq.	7.45E+01	4.76E+00	-1.91E+00	1.36E+00	9.46E-01	2.72E-01	2.45E-03	-6.30E-01
GWP-fossil	kg CO ₂ eq.	7.29E+01	4.72E+00	-1.91E+00	1.35E+00	9.38E-01	2.70E-01	2.52E-03	-6.25E-01
GWP-biogenic	kg CO ₂ eq.	1.52E+00	1.47E-02	0.00E+00	-1.75E-03	2.92E-03	-3.50E-04	-7.32E-05	-5.82E-05
GWP-LULUC	kg CO ₂ eq.	4.75E-02	2.64E-02	0.00E+00	1.12E-02	5.24E-03	2.24E-03	7.40E-06	-4.68E-03
ODP	kg CFC 11 eq.	1.97E-05	1.07E-07	0.00E+00	1.75E-16	2.11E-08	3.49E-17	9.80E-18	-1.90E-15
AP	mol H ⁺ eq.	1.54E-01	5.32E-02	0.00E+00	7.87E-03	1.06E-02	1.57E-03	1.80E-05	-3.44E-03
EP-freshwater	kg P eq.	3.90E-03	2.44E-04	0.00E+00	4.05E-06	4.85E-05	8.11E-07	4.23E-09	-4.68E-06
EP-marine	kg N eq.	2.96E-02	2.86E-02	0.00E+00	3.85E-03	5.68E-03	7.70E-04	4.67E-06	-1.64E-03
EP-terrestrial	mol N eq.	6.12E-01	2.72E-01	0.00E+00	4.26E-02	5.40E-02	8.53E-03	5.12E-05	-1.77E-02
POCP	kg NMVOC eq.	1.45E-01	3.72E-02	0.00E+00	7.42E-03	7.38E-03	1.48E-03	1.41E-05	-3.19E-03
ADP-M&M	kg Sb eq.	3.73E+00	2.55E-06	0.00E+00	1.04E-07	5.05E-07	2.08E-08	2.38E-10	-1.11E-07
ADP-fossil**	MJ	3.35E+02	7.19E+01	0.00E+00	1.82E+01	1.43E+01	3.64E+00	3.35E-02	-1.47E+01
WDP	m ³	4.36E+01	8.47E+01	0.00E+00	1.19E-02	1.68E+01	2.37E-03	2.70E-04	-5.82E+00
Acronyms	GWP-fossil = Global Warming Potential fossil fuels; GWP-biogenic = Global Warming Potential biogenic; GWP-luluc = Global Warming Potential land use and land use change; ODP = Depletion potential of the stratospheric ozone layer; AP = Acidification potential, Accumulated Exceedance; EP-freshwater = Eutrophication potential, fraction of nutrients reaching freshwater end compartment; EP-marine = Eutrophication potential, fraction of nutrients reaching marine end compartment; EP-terrestrial = Eutrophication potential, Accumulated Exceedance; POCP = Formation potential of tropospheric ozone; ADP-minerals&metals = Abiotic depletion potential for non-fossil resources; ADP-fossil = Abiotic depletion for fossil resources potential; WDP = Water (user) deprivation potential, deprivation-weighted water consumption								

*For environmental impact of hardened product, the values in A1-A3 are multiplied with 1,03.

** Disclaimer: The results of this environmental impact indicator should be used with caution as the uncertainty in these results is large or because there is limited experience with the indicator.

"E" means exponent (10^x). For example, 3.5 E-02 means 3.5*10⁻² and can be read as 0.035.

Potential environmental impact – additional mandatory and voluntary indicators

Results per functional or declared unit									
Indicator	Unit	A1-A3	A4	B1	C1	C2	C3	C4	D
PM	Disease incidence	1.57E-01	2.85E-07	0.00E+00	2.74E-08	5.66E-08	5.49E-09	2.23E-10	-1.44E-08
IRP	kBq U235 _e	3.52E+03	1.62E-01	0.00E+00	3.15E-03	3.21E-02	6.31E-04	3.70E-05	-3.21E-01
ETP-fw	CTUe	8.33E+01	1.26E+02	0.00E+00	1.31E+01	2.50E+01	2.63E+00	1.90E-02	-9.10E+00
HTP-c	CTUh	5.89E-04	2.51E-09	0.00E+00	2.65E-10	4.99E-10	5.31E-11	2.82E-12	-2.71E-10
HTP-nc	CTUh	7.14E-03	1.54E-07	0.00E+00	1.47E-08	3.05E-08	2.95E-09	3.10E-10	-9.93E-09
SQP	Dimensionless	2.14E+02	9.20E+01	0.00E+00	6.24E+00	1.83E+01	1.25E+00	6.75E-03	-3.98E+01

Use of resources

Results per functional or declared unit									
Indicator	Unit	A1-A3	A4	B1	C1	C2	C3	C4	D
RPEE	MJ	1.55E+02	2.47E+01	0.00E+00	1.01E+00	4.90E+00	2.03E-01	4.50E-03	-7.92E+00
RPEM	MJ	2.39E-01	0.00E+00	0.00E+00	0.00E+00	0.00E+00	0.00E+00	0.00E+00	0.00E+00
TPE	MJ	1.55E+02	2.47E+01	0.00E+00	1.01E+00	4.90E+00	2.03E-01	4.50E-03	-7.92E+00
NRPE	MJ	3.30E+02	7.21E+01	0.00E+00	1.82E+01	1.43E+01	3.64E+00	3.35E-02	-1.47E+01
NRPM	MJ	1.09E+01	0.00E+00	0.00E+00	0.00E+00	0.00E+00	0.00E+00	0.00E+00	0.00E+00
TRPE	MJ	3.41E+02	7.21E+01	0.00E+00	1.82E+01	1.43E+01	3.64E+00	3.35E-02	-1.47E+01
SM	kg	2.15E+01	0.00E+00	0.00E+00	0.00E+00	0.00E+00	0.00E+00	0.00E+00	0.00E+00
RSF	MJ	5.96E+01	0.00E+00	0.00E+00	0.00E+00	0.00E+00	0.00E+00	0.00E+00	0.00E+00
NRSF	MJ	1.03E+02	0.00E+00	0.00E+00	0.00E+00	0.00E+00	0.00E+00	0.00E+00	0.00E+00
W	m ³	1.90E+00	1.97E+00	0.00E+00	1.16E-03	3.92E-01	2.32E-04	8.25E-06	-1.46E-01
Acronyms	PERE = Use of renewable primary energy excluding renewable primary energy resources used as raw materials; PERM = Use of renewable primary energy resources used as raw materials; PERT = Total use of renewable primary energy resources; PENRE = Use of non-renewable primary energy excluding non-renewable primary energy resources used as raw materials; PENRM = Use of non-renewable primary energy resources used as raw materials; PENRT = Total use of non-renewable primary energy re-sources; SM = Use of secondary material; RSF = Use of renewable secondary fuels; NRSF = Use of non-renewable secondary fuels; FW = Use of net fresh water								

Waste production and output flows

Waste production

Results per functional or declared unit									
Indicator	Unit	A1-A3	A4	B1	C1	C2	C3	C4	D
Hazardous waste disposed	kg	2.15E-02	3.03E-10	0.00E+00	9.17E-10	6.02E-11	1.83E-10	3.55E-12	-3.96E-09
Non-hazardous waste disposed	kg	4.12E+01	9.08E-03	0.00E+00	2.70E-03	1.80E-03	5.41E-04	1.67E-01	-6.12E-03
Radioactive waste disposed	kg	8.95E-03	7.81E-05	0.00E+00	2.20E-05	1.55E-05	4.40E-06	3.52E-07	-2.76E-03

Output flows

Results per functional or declared unit									
Indicator	Unit	A1-A3	A4	B1	C1	C2	C3	C4	D
Components for re-use	kg	0.00E+00	0.00E+00	0.00E+00	0.00E+00	0.00E+00	0.00E+00	0.00E+00	0.00E+00
Material for recycling	kg	6.87E+00	0.00E+00	0.00E+00	0.00E+00	0.00E+00	4.50E+02	0.00E+00	0.00E+00
Materials for energy recovery	kg	5.03E-01	0.00E+00	0.00E+00	0.00E+00	0.00E+00	0.00E+00	0.00E+00	0.00E+00
Exported energy, electricity	MJ	0.00E+00	0.00E+00	0.00E+00	0.00E+00	0.00E+00	0.00E+00	0.00E+00	0.00E+00
Exported energy, thermal	MJ	0.00E+00	0.00E+00	0.00E+00	0.00E+00	0.00E+00	0.00E+00	0.00E+00	0.00E+00

Other environmental performance indicators

Results per functional or declared unit									
Indicator	Unit	A1-A3	A4	B1	C1	C2	C3	C4	D
GWP-IOBC/GHG	kg CO2 eq.	7.35E+01	4.76E+00	-1.91E+00	1.34E+00	9.46E-01	2.67E-01	2.48E-03	-6.17E-01

Additional environmental information

-

References

- C-PCR-010 Guardrails and bridge parapets Version (2021-04-23)
- General Programme Instructions of the International EPD® System. Version 4.0.
- EN 15804:2012+A2:2019. Sustainability of construction works – Environmental product declarations – Core rules for the product category of construction products. CEN European Committee for Standardisation (2019).
- EN 16757:2022 Sustainability of construction works - Environmental product declarations - Product Category Rules for concrete and concrete elements
- Erlandsson & Pettersson (2015). Klimatpåverkan för byggnader med olika energiprestanda Underlagsrapport till kontrollstation 2015. Report number U 5176.
- Dalborg et al. 2023. LCA methodology report for – Prefab concrete elements for 7 EPDs – by Gunnar Prefab AB
- PCR 2019:14. Construction products. version 1.2.4 (2022-09-07)
- Thinkstep (2017). GaBi Databases. <http://www.gabi-software.com/international/databases/gabi-databases/>.
- ThinkStep (2018) Gabi 8 (LCA software).

